

Election Summary Report



Cocke County, Tennessee

2022 State Primary and County General


TNCOCPG2

8/4/2022


Unofficial JB

E- # OF Election Day	0	NUMBER OF PRECINCTS:	18
A- # OF Paper Absentee	184	# OF PRECINCTS REPORTED:	0
W- # OF Walk-In Early Voting	3976	# OF PRECINCTS NOT REPORTED:	18
	PUBLIC COUNT: 4160	# OF PRECINCTS INCOMPLETE:	0
	VOTER TURNOUT: 17.49%	# OF EQUIPMENT PROGRAMMED:	55
	REGISTERED VOTERS: 23785	# OF EQUIPMENT REPORTED:	8


-----VOTES-----					
E	A	W	TOTAL	%	
					VOTE FOR 1
					(R) Governor
VOTES= 2,938					Bill Lee
0	111	2760	2871	97.72%	Write-In
0	1	66	67	2.28%	
					VOTE FOR 1
					(R) U.S. House District 1
VOTES= 2,976					Diana Lynn Harshbarger
0	114	2844	2958	99.40%	Write-In
0	1	17	18	0.60%	
					VOTE FOR 1
					(R) TN Senate District 9
VOTES= 2,952					Steve Southerland
0	112	2832	2944	99.73%	Write-In
0	1	7	8	0.27%	
					VOTE FOR 1
					(R) TN House District 11
VOTES= 2,924					Jeremy Faison
0	111	2756	2867	98.05%	Write-In
0	1	56	57	1.95%	
					VOTE FOR 1
					(R) State Exec Cmmtmn District 9
VOTES= 2,129					Daryl Brady
0	33	900	933	43.82%	Josh Collins
0	28	913	941	44.20%	Brett Purgason
0	14	234	248	11.65%	Write-In
0	0	7	7	0.33%	
					VOTE FOR 1
					(R) State Exec Cmmtwmn District 9
VOTES= 2,206					Nancy Wilson
0	84	2118	2202	99.82%	Write-In
0	0	4	4	0.18%	

Unofficial 

----- VOTES -----					
E	A	W	TOTAL	%	
VOTE FOR 1					
VOTES= 261					
					(D) Governor
0	6	53	59	22.61%	Carnita Faye Atwater
0	13	150	163	62.45%	Jason Brantley Martin
0	2	37	39	14.94%	JB Smiley Jr.
0	0	0	0	0.00%	Write-In
VOTE FOR 1					
VOTES= 210					
					(D) U.S. House District 1
0	22	188	210	100.00%	Cameron Parsons
0	0	0	0	0.00%	Write-In
VOTE FOR 1					
VOTES= 213					
					(D) TN Senate District 9
0	15	198	213	100.00%	Sara Thompson
0	0	0	0	0.00%	Write-In
VOTE FOR 1					
VOTES= 15					
					(D) TN House District 11
0	0	0	0	0.00%	No Candidate Qualified
0	0	15	15	100.00%	Write-In
VOTE FOR 1					
VOTES= 202					
					(D) State Exec Cmmtmn District 9
0	17	185	202	100.00%	Darrell Key
0	0	0	0	0.00%	Write-In
VOTE FOR 1					
VOTES= 244					
					(D) State Exec Cmmtwmn District 9
0	23	221	244	100.00%	Marjorie Ramsey
0	0	0	0	0.00%	Write-In
VOTE FOR 1					
VOTES= 3,458					
					Circuit Court Judge Part I District 4
0	142	3307	3449	99.74%	(R) Carter S. Moore
0	0	9	9	0.26%	Write-In
VOTE FOR 1					
VOTES= 2,927					
					Circuit Court Judge Part II District 4
0	119	2806	2925	99.93%	(R) Jim Gass
0	0	2	2	0.07%	Write-In
VOTE FOR 1					
VOTES= 3,205					
					Circuit Court Judge Part III District 4
0	133	3070	3203	99.94%	(R) Rex Henry Ogle
0	0	2	2	0.06%	Write-In
VOTE FOR 1					
VOTES= 2,970					
					Circuit Court Judge Part IV District 4
0	124	2840	2964	99.80%	(R) Duane Slone
0	0	6	6	0.20%	Write-In

Unofficial 


----- VOTES -----					
E	A	W	TOTAL	%	
VOTE FOR 1					
VOTES= 2,890					
0	114	2773	2887	99.90%	Chancellor District 4 / 5
0	0	3	3	0.10%	(R) Jim Ripley Write-In
VOTE FOR 1					
VOTES= 3,410					
0	137	3254	3391	99.44%	District Atty General District 4
0	0	19	19	0.56%	(R) James B. "Jimmy" Dunn Write-In
VOTE FOR 1					
VOTES= 2,957					
0	121	2833	2954	99.90%	Public Defender District 4
0	0	3	3	0.10%	(R) Rebecca V. Lee Write-In
VOTE FOR 1					
VOTES= 4,066					
0	117	2745	2862	70.39%	County Mayor
0	52	1062	1114	27.40%	(R) Rob Mathis (I) H. Clay Blazer
0	6	83	89	2.19%	(I) Casey Jones
0	0	1	1	0.02%	Write-In
VOTE FOR 1					
VOTES= 536					
0	11	273	284	52.99%	Co Commissioner Dist 1, Post 1
0	10	242	252	47.01%	(I) Andy Ford (I) Danny Shelton
0	0	0	0	0.00%	Write-In
VOTE FOR 1					
VOTES= 474					
0	5	146	151	31.86%	Co Commissioner Dist 1, Post 2
0	11	312	323	68.14%	(I) Bob "Robert" J. Chiaradio (I) William (Bill) Miller
0	0	0	0	0.00%	Write-In
VOTE FOR 1					
VOTES= 490					
0	18	465	483	98.57%	Co Commissioner Dist 2, Post 1
0	0	7	7	1.43%	(I) Dinah "Gayla" Blazer Write-In
VOTE FOR 1					
VOTES= 660					
0	11	242	253	38.33%	Co Commissioner Dist 2, Post 2
0	11	301	312	47.27%	(I) C. Dwayne Mason (I) Jason C. McMahan
0	1	93	94	14.24%	(I) Benjamin Nicholas Shults
0	0	1	1	0.15%	Write-In
VOTE FOR 1					
VOTES= 418					
0	24	391	415	99.28%	Co Commissioner Dist 3, Post 1
0	0	3	3	0.72%	(I) Norman Smith Write-In

UNOFFICIAL 


----- VOTES -----					
E	A	W	TOTAL	%	
VOTE FOR 1					
VOTES= 468					
Co Commissioner Dist 3, Post 2					
0	12	229	241	51.50%	(I) Terry D Dawson
0	11	215	226	48.29%	(I) Tracy Stepp
0	0	1	1	0.21%	Write-In
VOTE FOR 1					
VOTES= 311					
Co Commissioner Dist 4, Post 1					
0	7	304	311	100.00%	(I) Jonanthon C. Templin
0	0	0	0	0.00%	Write-In
VOTE FOR 1					
VOTES= 431					
Co Commissioner Dist 4, Post 2					
0	7	233	240	55.68%	(I) Jeff W. Eslinger
0	1	189	190	44.08%	(I) Donnie Raines
0	0	1	1	0.23%	Write-In
VOTE FOR 1					
VOTES= 362					
Co Commissioner Dist 5, Post 1					
0	13	345	358	98.90%	(I) Dan (Pete) Bright
0	0	4	4	1.10%	Write-In
VOTE FOR 1					
VOTES= 357					
Co Commissioner Dist 5, Post 2					
0	14	338	352	98.60%	(I) Wilma Ball
0	0	5	5	1.40%	Write-In
VOTE FOR 1					
VOTES= 638					
Co Commissioner Dist 6, Post 1					
0	7	202	209	32.76%	(I) Forest Clevenger
0	23	406	429	67.24%	(I) Richard (Rick) Vassar
0	0	0	0	0.00%	Write-In
VOTE FOR 1					
VOTES= 471					
Co Commissioner Dist 6, Post 2					
0	26	439	465	98.73%	(I) David Veridal
0	1	5	6	1.27%	Write-In
VOTE FOR 1					
VOTES= 311					
Co Commissioner Dist 7, Post 1					
0	19	292	311	100.00%	(I) Tim Layman
0	0	0	0	0.00%	Write-In
VOTE FOR 1					
VOTES= 289					
Co Commissioner Dist 7, Post 2					
0	13	275	288	99.65%	(I) Billy "Jobob" Hudson
0	0	1	1	0.35%	Write-In
VOTE FOR 1					
VOTES= 3,427					
County Trustee					
0	136	3284	3420	99.80%	(R) Mitch Fine
0	0	7	7	0.20%	Write-In

UNOFFICIAL AB

----- VOTES -----					
E	A	W	TOTAL	%	
					VOTE FOR 1
					General Sessions Judge
VOTES= 3,244					(R) Mark Strange
0	134	3100	3234	99.69%	Write-In
0	1	9	10	0.31%	
					VOTE FOR 1
					Sheriff
VOTES= 4,086					(R) C.J. Ball
0	97	2167	2264	55.41%	(I) John Carrell
0	75	1747	1822	44.59%	Write-In
0	0	0	0	0.00%	
					VOTE FOR 1
					Circuit Court Clerk
VOTES= 3,193					(R) Kristy L. Nease
0	126	3064	3190	99.91%	Write-In
0	0	3	3	0.09%	
					VOTE FOR 1
					Sessions Court Clerk
VOTES= 3,340					(R) Brenda Ramsey
0	136	3196	3332	99.76%	Write-In
0	1	7	8	0.24%	
					VOTE FOR 1
					County Clerk
VOTES= 3,320					(R) Shalee McClure
0	133	3180	3313	99.79%	Write-In
0	1	6	7	0.21%	
					VOTE FOR 1
					Register of Deeds
VOTES= 3,261					(R) Mark H. McGaha
0	135	3126	3261	100.00%	Write-In
0	0	0	0	0.00%	
					VOTE FOR 1
					County Superintendent of Roads
VOTES= 3,059					(R) Dwayne "Bullet" McCallister
0	113	2895	3008	98.33%	Write-In
0	0	51	51	1.67%	
					VOTE FOR 1
					Road Commissioner District 1
VOTES= 489					(I) Jerry (Spanky) Holt Jr.
0	23	465	488	99.80%	Write-In
0	0	1	1	0.20%	
					VOTE FOR 1
					Road Commissioner District 2
VOTES= 672					(I) Clayton Presnell
0	15	344	359	53.42%	(I) Trevor Sane
0	7	305	312	46.43%	Write-In
0	0	1	1	0.15%	
					VOTE FOR 1
					Road Commissioner District 3
VOTES= 401					(I) Randy S Dyke
0	20	379	399	99.50%	Write-In
0	0	2	2	0.50%	

Unofficial 

----- VOTES -----					
E	A	W	TOTAL	%	
					VOTE FOR 1
					Road Commissioner District 4
VOTES= 347					(I) Eugene Teague
0	9	338	347	100.00%	Write-In
0	0	0	0	0.00%	
					VOTE FOR 1
					Road Commissioner District 5
VOTES= 351					(I) Josh Hall
0	15	333	348	99.15%	Write-In
0	0	3	3	0.85%	
					VOTE FOR 1
					Road Commissioner District 6
VOTES= 424					(I) Burnett Duncan
0	23	401	424	100.00%	Write-In
0	0	0	0	0.00%	
					VOTE FOR 1
					Road Commissioner District 7
VOTES= 351					(I) Mike Ellison
0	7	175	182	51.85%	(I) Jack Smith
0	12	155	167	47.58%	Write-In
0	0	2	2	0.57%	
					VOTE FOR 1
					School Board Member District 1
VOTES= 461					Richard Coggins
0	13	447	460	99.78%	Write-In
0	0	1	1	0.22%	
					VOTE FOR 1
					School Board Member District 2
VOTES= 560					Otha Rolon
0	17	538	555	99.11%	Write-In
0	0	5	5	0.89%	
					VOTE FOR 1
					School Board Member District 4
VOTES= 379					Darla Morgan
0	9	368	377	99.47%	Write-In
0	0	2	2	0.53%	
					VOTE FOR 1
					School Board Member District 6
VOTES= 521					Terry E. Hurst
0	26	494	520	99.81%	Write-In
0	1	0	1	0.19%	
					VOTE FOR 1
					Constable District 1
VOTES= 463					(I) Josh Spurgeon
0	17	446	463	100.00%	Write-In
0	0	0	0	0.00%	
					VOTE FOR 1
					Constable District 2
VOTES= 645					(I) Randy Cutshaw
0	10	306	316	48.99%	(I) Otis 'Cat' Webster
0	1	100	101	15.66%	(I) David Winters
0	8	158	166	25.74%	(I) Dennis Worley
0	0	60	60	9.30%	Write-In
0	0	2	2	0.31%	

UNOFFICIAL 

----- VOTES -----					
E	A	W	TOTAL	%	
VOTE FOR 1					
VOTES= 412					
					Constable District 3
0	20	389	409	99.27%	(I) Nathan White
0	0	3	3	0.73%	Write-In
VOTE FOR 1					
VOTES= 358					
					Constable District 4
0	8	350	358	100.00%	(I) Carroll Crumbley
0	0	0	0	0.00%	Write-In
VOTE FOR 1					
VOTES= 377					
					Constable District 5
0	9	161	170	45.09%	(I) Tony R. Hawks
0	5	200	205	54.38%	(I) John "Peanut" Shropshire
0	0	2	2	0.53%	Write-In
VOTE FOR 1					
VOTES= 588					
					Constable District 6
0	6	172	178	30.27%	(I) Steven D. Cameron
0	25	385	410	69.73%	(I) Jason Oury
0	0	0	0	0.00%	Write-In
VOTE FOR 1					
VOTES= 312					
					Constable District 7
0	20	289	309	99.04%	(I) Roger S Henderson
0	0	3	3	0.96%	Write-In
VOTE FOR 1					
VOTES= 2,546					
					Supreme Court - Bivins
0	59	1871	1930	75.81%	Retain
0	20	596	616	24.19%	Replace
VOTE FOR 1					
VOTES= 2,514					
					Supreme Court - Campbell
0	58	1858	1916	76.21%	Retain
0	20	578	598	23.79%	Replace
VOTE FOR 1					
VOTES= 2,477					
					Supreme Court - Kirby
0	57	1829	1886	76.14%	Retain
0	20	571	591	23.86%	Replace
VOTE FOR 1					
VOTES= 2,482					
					Supreme Court - Lee
0	61	1823	1884	75.91%	Retain
0	16	582	598	24.09%	Replace
VOTE FOR 1					
VOTES= 2,403					
					Supreme Court - Page
0	59	1752	1811	75.36%	Retain
0	21	571	592	24.64%	Replace

----- VOTES -----					
E	A	W	TOTAL	%	
VOTE FOR 1					
VOTES= 2,428					
					Ct of Appeals Eastern Div - Davis
0	59	1815	1874	77.18%	Retain
0	19	535	554	22.82%	Replace
VOTE FOR 1					
VOTES= 2,408					
					Ct of Appeals Eastern Div - Frierson
0	60	1791	1851	76.87%	Retain
0	21	536	557	23.13%	Replace
VOTE FOR 1					
VOTES= 2,402					
					Ct of Appeals Eastern Div - McClarty
0	57	1777	1834	76.35%	Retain
0	18	550	568	23.65%	Replace
VOTE FOR 1					
VOTES= 2,358					
					Ct of Appeals Eastern Div - Swiney
0	58	1746	1804	76.51%	Retain
0	19	535	554	23.49%	Replace
VOTE FOR 1					
VOTES= 2,354					
					Ct of Appeals Middle Div - Bennett
0	57	1747	1804	76.64%	Retain
0	17	533	550	23.36%	Replace
VOTE FOR 1					
VOTES= 2,370					
					Ct of Appeals Middle Div - Clement
0	58	1751	1809	76.33%	Retain
0	18	543	561	23.67%	Replace
VOTE FOR 1					
VOTES= 2,345					
					Ct of Appeals Middle Div - McBrayer
0	55	1727	1782	75.99%	Retain
0	19	544	563	24.01%	Replace
VOTE FOR 1					
VOTES= 2,311					
					Ct of Appeals Western Div - ArmStrong
0	55	1704	1759	76.11%	Retain
0	19	533	552	23.89%	Replace
VOTE FOR 1					
VOTES= 2,305					
					Ct of Appeals Western Div - Goldin
0	53	1683	1736	75.31%	Retain
0	20	549	569	24.69%	Replace
VOTE FOR 1					
VOTES= 2,309					
					Ct of Appeals Western Div - McGee
0	54	1695	1749	75.75%	Retain
0	20	540	560	24.25%	Replace

-----VOTES-----					
E	A	W	TOTAL	%	
VOTE FOR 1					
VOTES= 2,310					
					Ct of Appeals Western Div - Stafford
0	55	1693	1748	75.67%	Retain
0	18	544	562	24.33%	Replace
VOTE FOR 1					
VOTES= 2,302					
					Ct of Crim Appeals Eastern - Montgomery
0	57	1720	1777	77.19%	Retain
0	19	506	525	22.81%	Replace
VOTE FOR 1					
VOTES= 2,309					
					Ct of Crim Appeals Eastern - Witt
0	56	1728	1784	77.26%	Retain
0	20	505	525	22.74%	Replace
VOTE FOR 1					
VOTES= 2,297					
					Ct of Crim Appeals Middle - Ayers
0	57	1706	1763	76.75%	Retain
0	18	516	534	23.25%	Replace
VOTE FOR 1					
VOTES= 2,302					
					Ct of Crim Appeals Middle - Easter
0	56	1693	1749	75.98%	Retain
0	20	533	553	24.02%	Replace
VOTE FOR 1					
VOTES= 2,294					
					Ct of Crim Appeals Middle - Holloway
0	56	1696	1752	76.37%	Retain
0	20	522	542	23.63%	Replace
VOTE FOR 1					
VOTES= 2,272					
					Ct of Crim Appeals Middle - Wedemeyer
0	57	1672	1729	76.10%	Retain
0	18	525	543	23.90%	Replace
VOTE FOR 1					
VOTES= 2,283					
					Ct of Crim Appeals Western - Campbell
0	57	1700	1757	76.96%	Retain
0	19	507	526	23.04%	Replace
VOTE FOR 1					
VOTES= 2,282					
					Ct of Crim Appeals Western - Dyer
0	55	1670	1725	75.59%	Retain
0	20	537	557	24.41%	Replace
VOTE FOR 1					
VOTES= 2,302					
					Ct of Crim Appeals Western - McMullen
0	57	1701	1758	76.37%	Retain
0	18	526	544	23.63%	Replace

-----VOTES-----				
E	A	W	TOTAL	%
VOTE FOR 1				
Ct of Crim Appeals Western - Williams				
	VOTES= 2,307			
0	57	1709	1766	76.55%
0	17	524	541	23.45%
				Retain
				Replace

End Of Report